



International Journal of Research in Agronomy

E-ISSN: 2618-0618

P-ISSN: 2618-060X

© Agronomy

www.agronomyjournals.com

2024; SP-7(6): 500-505

Received: 24-04-2024

Accepted: 28-05-2024

Devender Verma

Research Scholar, Department of
Soil Science and Agricultural
Chemistry, Naini Agricultural
Institute, Sam Higginbottom
University of Agriculture,
Technology and Sciences
Prayagraj, Allahabad,
Uttar Pradesh, India

Arun Alfred David

Associate Professor, Department of
Soil Science and Agricultural
Chemistry, Naini Agricultural
Institute, Sam Higginbottom
University of Agriculture,
Technology and Sciences
Prayagraj, Allahabad,
Uttar Pradesh, India

Tarence Thomas

Professor, Department of Soil
Science and Agricultural
Chemistry, Naini Agricultural
Institute, Sam Higginbottom
University of Agriculture,
Technology and Sciences
Prayagraj, Allahabad,
Uttar Pradesh, India

Corresponding Author:

Devender Verma

Research Scholar, Department of
Soil Science and Agricultural
Chemistry, Naini Agricultural
Institute, Sam Higginbottom
University of Agriculture,
Technology and Sciences
Prayagraj, Allahabad,
Uttar Pradesh, India

Effect of different level of NPK, zinc and vermicompost on the soil health parameters and the yield of white maize (*Zea mays* L.) var. HM-12

Devender Verma, Arun Alfred David and Tarence Thomas

DOI: <https://doi.org/10.33545/2618060X.2024.v7.i6Sg.934>

Abstract

An experiment was conducted during in Kharif season (July 2023 - August 2023) to study the “Effect of different level of N, P, K, Zinc and Vermicompost on Soil Health Parameter and Yield of White Maize (*Zea mays* L.) Var. HM-12 in Prayagraj”. A randomized block design was used to set up the experiment, with three levels of NPK (0%, 50%, and 100% NPK), three levels of zinc (@ 0%, @ 50%, and @ 100% zinc) and three levels of Vermicompost (@ 0%, @ 50%, and @ 100% vermicompost). The results shows that inorganic fertilizer application had a non-significant effect on soil physical-chemical parameters (BD, PD, pH, EC and OC) and significant increase in pore space, water holding capacity, available nitrogen, phosphorus, potassium, zinc and vermicompost in treatment T₉ - [NPK @ 100% + Zinc @ at 100% + Vermicompost @ 100%] that found to be best than any other treatments.

Keywords: NPK, physical, chemical properties, soil health, zinc, vermicompost etc.

Introduction

Soil is a natural body consisting of layers (soil horizon) of mineral constituents of variable thickness which different from the parent material in their morphological, physical, chemical and mineralogical characteristics. White maize serves as a staple food for millions of people worldwide, especially in regions of Africa, Latin America, and parts of Asia. Maize belongs to family Gramineae and popularly known as corn, ranking third among the food crops, next to rice and wheat in the world and ranking fourth after rice, wheat and sorghum in India. The crop has high genetic yield potential and hence, it is called as Miracle crop and as the “Queen of cereals”. In India occupying 8.80 m ha area with production of 22.56 million tones and productivity status of 2563 kg ha⁻¹, respectively (FAI, 2018-19). Nutritional Value: Maize is a rich source of carbohydrates, essential minerals such as phosphorus and magnesium, and vitamins like niacin and folate. Despite its nutritional value, deficiencies in essential amino acids, particularly lysine and tryptophan, present challenges in addressing malnutrition, especially in communities heavily reliant on maize-based diets. Nitrogen fertilizer plays an essential role in improving soil fertility and increasing crop productivity. Nitrogen fertilizer increases grain yield and biomass in the crop. It contributes an 18-34% increase in soil residual N. Sole residue incorporation or combination with N fertilizer has positive effects on plant growth and production and soil physico-chemical properties. Nitrogen is an essential nutrient that plants require. It increases the growth and development of all living tissues and protein content in pulses. Phosphorus (P) is an important nutrient element among the three primary macronutrients that plants must require for their best growth and development. Phosphorus plays a vital role in photosynthesis, respiration, energy storage, root growth, cell elongation and improves the quality of crops. Potassium is the most abundant inorganic cation and it is important for ensuring optimal plant growth. Potassium has been referred to as “quality element” and “master cation” that are indispensable for the plant’s growth and development. Zinc plays major role in many physiological processes viz., chlorophyll formation, pollen formation, fertilization, protein synthesis, cell elongation, etc. Hence, Zn nutrition favorably influences the growth, yield, physiological parameters in cereals.

Vermicompost may be defined as the product of composting using various worms to create a heterogeneous mixture of decomposing vegetable or food waste, bedding materials, and vermicast. Vermicomposting technology also involves the biological conversion of organic wastes into vermicasts and sometimes by the utilization of vermi wash utilizing earthworms.

Materials and Methods

The present experiment is to be entitled “Effect of Different level of NPK, Zinc and Vermicompost on Soil Health Parameter and Yield of White Maize (*Zea mays* L.) HM-12”. It is conducted on Soil Science Research Farm, SHUATS Prayagraj during Kharif season (July-Sept. 2023). The experiment is being conducted at the Soil Science Research Farm of SHUATS, Prayagraj (U.P.), which is located at 25° 24'30" N latitude, 81° 51'10" E longitude and 98 m above the mean sea level and is situated 6 km away on the right bank of Yamuna river. Representing the Agro-Ecological Sub Region [North Alluvium plain zone (0-1% slope)] and Agro Climatic Zone (Upper Gangetic Plain Region). Agro-climatically, Allahabad, District represents the subtropical belt of the South East of Uttar Pradesh, and is with extremely hot summer and fairly cold winter. The average rainfall of this area is around 1100mm annually. The soil of experimental area falls in order of Inceptisol. The soil of experimental plot is alluvial. The soil samples before sowing of crops will be collected randomly from the experimental field to ascertain nutrients status of field and after harvest from each plot of the experiment at a depth of 0-15 cm. The size of the soil sample will be reduced by air dry and hammering with the wooden hammer and then pass through a 2 mm sieve, conning and quartering to prepare the composites soil sample for physical and chemical analysis. M.L. Jackson assessed the soil pH with a pH meter, and Wilcox measured the electrical conductivity (EC) with a conductivity meter. The available nitrogen (N) was calculated using the Subbiah and Asija method (1956), the phosphorus (P) was calculated using the Olsen *et al.* method (1954) [21], the potassium (K) was calculated using the Toth and Prince method (1949), and the zinc (Zn) was estimated using the Lindsay and Norvell method (1978) [18]. The soil organic carbon (SOC) was estimated using the Walkley and Black method (1947) [30].

Result and Discussion

Physical Properties of Soil

Bulk density (Mg m^{-3})

The response on the soil bulk density found to be non-significant. The maximum bulk density of soil was found 1.288 Mg m^{-3} and 1.295 Mg m^{-3} in treatment T_9 (NPK @ 100% + Zn @ 100% + Vermicompost @ 100%) and the minimum was 1.244 Mg m^{-3} and 1.251 Mg m^{-3} found at soil depths of 0-15 and 15-30 cm in treatment T_1 (NPK @ 0% + Zn @ 0% + Vermicompost @ 100%) respectively. It was also observed the bulk density of soil was gradually increased with an increase in dose of different levels of NPK and Zn. Similar result has been recorded by Kumar *et al.*, Bhattacharya *et al.*, (2004) [4].

Particle density (Mg m^{-3})

The mean value of particle density of soil (Mg m^{-3}) was found non-significant. The maximum particle density was 2.520 Mg m^{-3} and 2.527 Mg m^{-3} found in T_9 (NPK @ 100% + Zn @ 100% + Vermicompost @ 100%) and minimum was 2.476 Mg m^{-3} and 2.483 Mg m^{-3} found at soil depths of 0-15 and 15-30 cm in treatment T_1 (NPK @ 0% + Zn @ 0% + Vermicompost @

100%) respectively. It was also observed the particle density of soil was gradually increased with an increase in dose of different levels of NPK and Zn. Similar result has been recorded by Hussain *et al.* (2022) [13], Dangi *et al.* (2020) [7].

Pore Space (%)

The response pore space of soil was found to be significant in levels of NPK and Zn. The maximum pore space of soil was recorded 49.10% and 49.52% found in T_9 (NPK @ 100% + Zn @ 100% + Vermicompost @ 100%) and minimum pore space of soil was recorded 38.60% and 39.42% found at soil depths of 0-15 and 15-30 cm in treatment T_1 (NPK @ 0% + Zn @ 0% + Vermicompost @ 100%) respectively. It was also observed the pore space of soil was gradually increased with an increase in dose of different levels of NPK and Zn. Similar result has been recorded by: Azadi *et al.* (2013) [1].

Water Holding Capacity (%)

The response water holding capacity of soil was found to be significant in levels of NPK and Zn. The maximum water holding capacity of soil was recorded 39.78% and 37.57% found in treatment T_9 (NPK @ 100% + Zn @ 100% + Vermicompost @ 100%) and minimum water holding capacity of soil was recorded 34.55% and 32.48% founds at of depths 0-15 to 15-30 cm in treatment T_1 [Control (NPK @ 0% + Zn @ 0% + Vermicompost @ 100%)] respectively. It was also observed the water holding capacity (%) of soil was gradually increased with an increase in dose of different levels of NPK and Zn. Similar result has been recorded by Azadi *et al.* (2013) [1].

Chemical Properties of Soil

Soil pH (1:2.5) w/v

The response pH of soil was found to be non-significant in levels of NPK and Zn. The maximum pH of soil was recorded 7.03 and 7.04 found in treatment T_9 (NPK @ 100% + Zn @ 100% + Vermicompost @ 100%) and minimum pH of soil was recorded 6.91 and 6.92 found at of depths 0-15 to 15-30 cm in treatment T_1 [control (NPK @ 0% + Zn @ 0% + Vermicompost @ 100%)] respectively. It was also observed the pH of soil was gradually increased with an increase in dose of different levels of NPK and Zn. Similar result has been recorded by Chandrakar (2018) [5], Jha *et al.* (2015) [16].

Soil EC (dS m^{-1})

The response EC of soil was found to be non-significant in levels of NPK and Zn. The maximum EC of soil was recorded 0.4764 dS m^{-1} and 0.470 dS m^{-1} founds in treatment. T_9 (NPK @ 100% + Zn @ 100% + Vermicompost @ 100%) and minimum EC of soil was recorded 0.432 dS m^{-1} and 0.436 dS m^{-1} found at of depths at 0-15 to 15-30 cm in treatment T_1 [control (NPK @ 0% + Zn @ 0% + Vermicompost @ 100%)] respectively. It was also observed that EC of soil were gradually increased with increasing dose of NPK and Zn. Similar result has been recorded by Meena and Ram (2016) [19], Habib *et al.* (2018) [11].

Organic Carbon (%)

The maximum organic carbon of soil was found 0.413 and 0.407 in T_9 (NPK @ 100% + Zn @ 100% + Vermicompost @ 100%) and minimum was measured 0.372 and 0.367% at soil depths 0-15 and 15-30 cm in treatment T_1 (NPK @ 0% + Zn @ 0% + Vermicompost @ 100%) respectively. It was also observed that organic carbon of soil was gradually increased with increasing dose of NPK and Zn. Similar result has been recorded by Meena and Ram (2016) [19], Habib *et al.* (2018) [11].

Available nitrogen (kg ha⁻¹)

The response available Nitrogen of soil was found to be significant in levels of NPK, Zn and Vermicompost. The maximum Available Nitrogen of soil was recorded 313.70 kg ha⁻¹ and 284.10 kg ha⁻¹ found in treatment T₉ (NPK @ 100% + Zn @ 100% + Vermicompost @ 100%) and minimum Available Nitrogen of soil was recorded 256.60 kg ha⁻¹ and 216.40 kg ha⁻¹ at soil depths 0- 15 to 15-30 cm in treatment T₁ [control (NPK @ 0% + Zn @ 0% + Vermicompost @ 100%)] respectively. The nitrogen has its major significant role in completion of crop life cycle. Balanced use of nitrogen (N) fertilizers could play a pivotal role in increasing the yields. In addition to supplying a nutrient for plant growth, N application could enhance drought tolerance of plant to increase yield. Similar result has been recorded by Sharma *et al.* (2009)^[25], Javeed *et al.* (2017)^[15].

Available phosphorus (kg ha⁻¹)

The maximum Available Phosphorus of soil was recorded 16.25 kg ha⁻¹ and 15.32 kg ha⁻¹ found in treatment T₉ (NPK @ 100% + Zn @ 100% + Vermicompost @ 100%) and minimum Available Phosphorus of soil was recorded 11.03 kg ha⁻¹ and 10.69 kg ha⁻¹ at soil depths 0-15 to 15-30 cm in treatment T₁ (NPK @ 0% + Zn @ 0% + Vermicompost @ 100%) respectively. The mean value of Available Phosphorus (kg ha⁻¹) of soil was found significant. Similar result has been recorded by Sharma *et al.*

(2009)^[25], Javeed *et al.* (2017)^[15].

Available potassium (kg ha⁻¹)

The maximum Available Potassium of soil was recorded 209.70 kg ha⁻¹ and 206.78 kg ha⁻¹ found in treatment T₉ (NPK @ 100% + Zn @ 100% + Vermicompost @ 100%) and minimum available Potassium of soil was recorded 184.20 kg ha⁻¹ and 181.22 kg ha⁻¹ at soil depths 0-15 to 15-30 cm in treatment T₁ [control (NPK @ 0% + Zn @ 0% + Vermicompost @ 100%)] respectively. The mean value of Available Potassium (kg ha⁻¹) of soil was found significant. Similar result has been recorded by Sharma *et al.* (2009)^[25], Javeed *et al.* (2017)^[15].

Available zinc (mg kg⁻¹)

The mean value of available Zinc (mg kg⁻¹) of soil was found significant. The maximum available Zinc of soil was recorded 0.362 mg kg⁻¹ and 0.353 mg kg⁻¹ found in treatment T₉ (NPK @ 100% + Zn @ 100% + Vermicompost @ 100%) and minimum available Zinc of soil was recorded 0.287 mg kg⁻¹ and 0.290 mg kg⁻¹ at soil depths 0-15 to 15-30 cm in treatment T₁ [control (NPK @ 0% + Zn @ 0% + Vermicompost @ 100%)] respectively. Similar result has been recorded by Tripathi *et al.* (2011-13)^[29], Bameri *et al.* (2012, 2019-23)^[3] and Chaudhary *et al.* (2014)^[6].

Table 1: Effect of NPK, zinc and vermicompost on soil physical properties

Treatment	BD (Mg m ⁻³)		PD (Mg m ⁻³)		Pore space (%)		Water holding capacity (%)	
	0-15 cm	15-30 cm	0-15 cm	15-30 cm	0-15 cm	15-30 cm	0-15 cm	15-30 cm
[Absolute control]	1.244	1.251	2.476	2.483	38.60	39.42	34.55	32.48
[NPK @ 0% + Zn @ 0% + vc @ 50%]	1.250	1.256	2.480	2.488	41.62	42.52	35.80	33.55
[NPK @ 0% + Zn @ 0% + vc @ 100%]	1.255	1.263	2.486	2.493	43.02	44.23	36.26	34.80
[NPK @ 50% + Zn @ 50% + vc @ 0%]	1.260	1.267	2.490	2.498	44.20	46.10	36.82	35.55
[NPK @ 50% + Zn @ 50% + vc @50%]	1.266	1.273	2.495	2.505	45.24	46.42	37.10	35.69
[NPK @ 50% + Zn @ 50% + vc @ 100%]	1.272	1.279	2.502	2.510	46.42	47.29	37.83	36.26
[NPK @ 100% + Zn @ 100% + vc @0%]	1.277	1.285	2.507	2.516	47.46	48.20	38.22	37.10
[NPK @ 100% + Zn @ 100% + vc @50%]	1.283	1.290	2.513	2.521	48.80	49.01	39.25	37.42
[NPK @ 100% + Zn @ 100% + vc @ 100%]	1.288	1.295	2.520	2.527	49.10	49.52	39.78	37.57
F-Test	NS	NS	NS	NS	S	S	S	S
S.Ed. (±)	-	-	-	-	0.62	0.48	0.68	0.55
C.D. at 0.5%	-	-	-	-	1.32	0.99	2.06	1.65

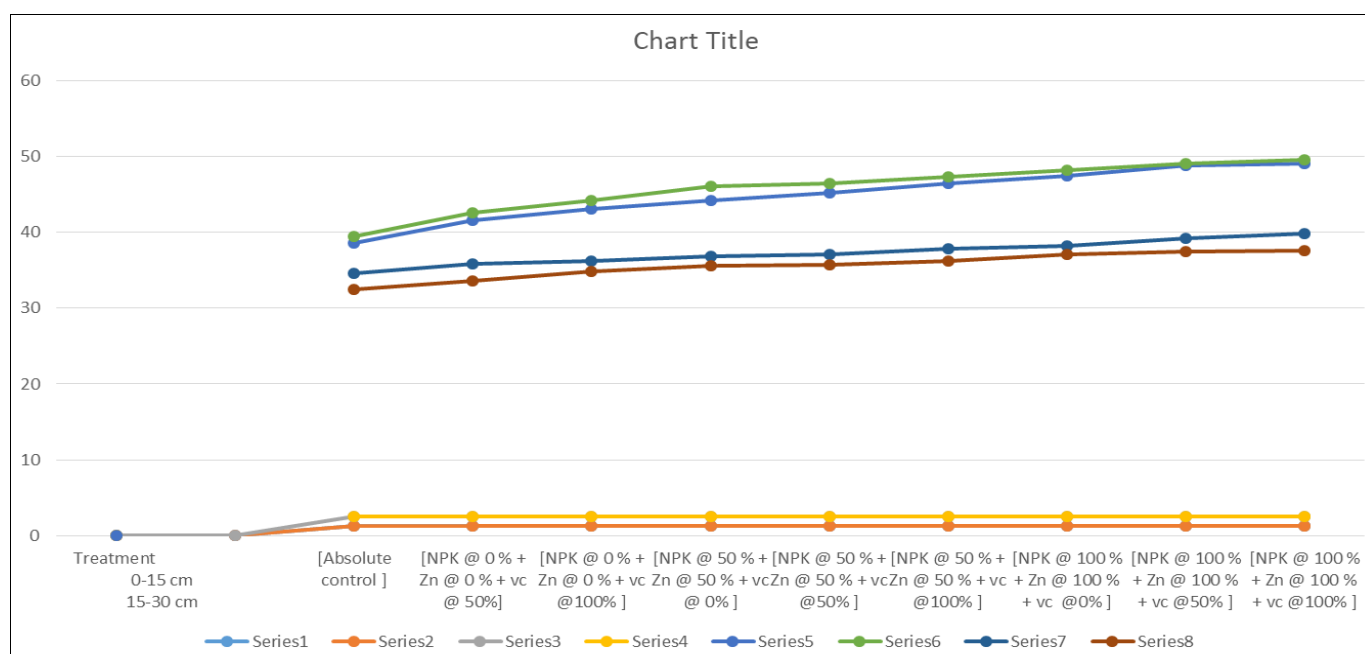
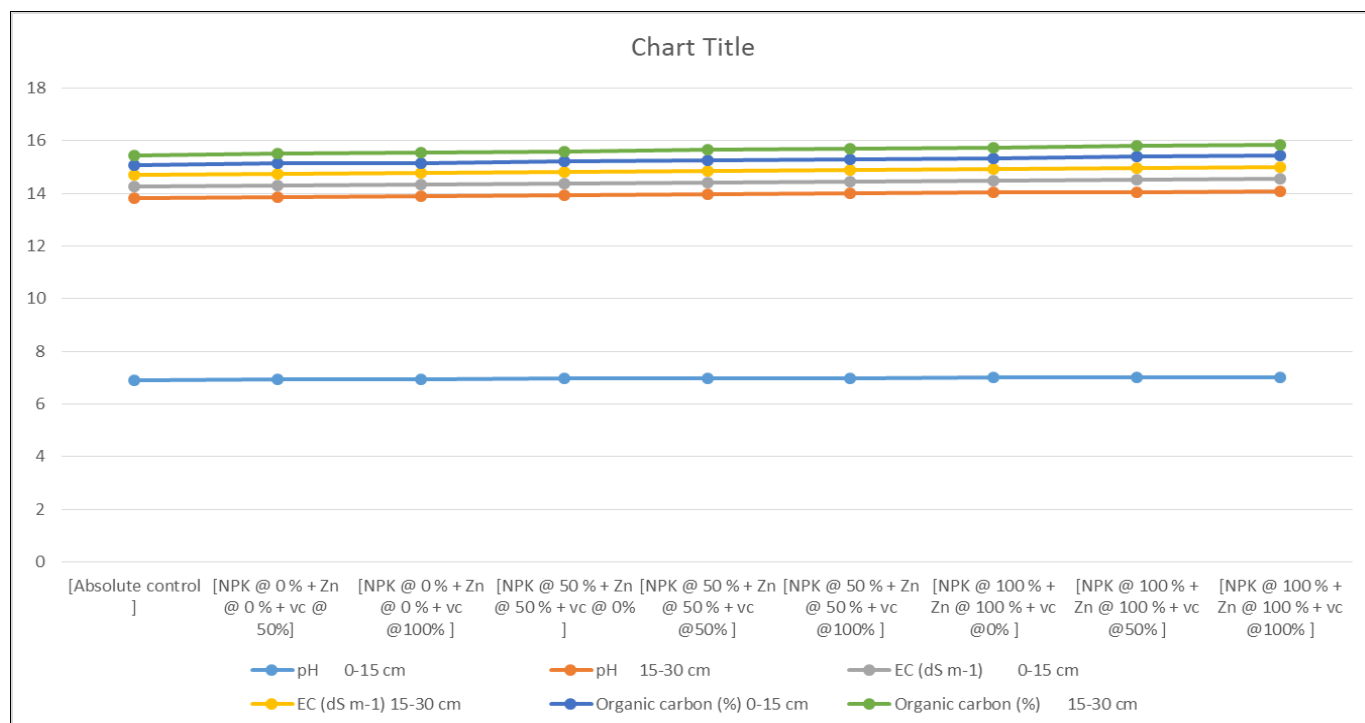
**Fig 1:** Effect of NPK, zinc and vermicompost on soil physical properties

Table 2: Effect of different level NPK, Zinc and Vermicompost on soil chemical properties

Treatment	pH		EC (dS m ⁻¹)		Organic carbon (%)	
	0-15 cm	15-30 cm	0-15 cm	15-30 cm	0-15 cm	15-30 cm
[Absolute control]	6.91	6.92	0.432	0.436	0.372	0.367
[NPK @ 0% + Zn @ 0% + vc @ 50%]	6.93	6.94	0.437	0.439	0.378	0.371
[NPK @ 0% + Zn @ 0% + vc @ 100%]	6.94	6.95	0.441	0.443	0.382	0.376
[NPK @ 50% + Zn @ 50% + vc @ 0%]	6.96	6.97	0.444	0.446	0.387	0.382
[NPK @ 50% + Zn @ 50% + vc @50%]	6.98	6.98	0.448	0.453	0.392	0.387
[NPK @ 50% + Zn @ 50% + vc @ 100%]	6.99	7.00	0.450	0.457	0.396	0.392
[NPK @ 100% + Zn @ 100% + vc @0%]	7.01	7.01	0.455	0.461	0.401	0.398
[NPK @ 100% + Zn @ 100% + vc @50%]	7.02	7.03	0.460	0.465	0.408	0.403
[NPK @ 100% + Zn @ 100% + vc @ 100%]	7.03	7.04	0.464	0.470	0.413	0.407
F-Test	NS	NS	NS	NS	NS	NS
S.Ed. (±)	-	-	-	-	-	-
C.D. at 0.5%	-	-	-	-	-	-

**Fig 2:** Effect of different level NPK, Zinc and Vermicompost on soil chemical properties**Table 3:** Effect of different level of NPK, Zinc and Vermicompost on soil chemical properties

Treatment	Available Nitrogen (kg ha ⁻¹)		Available Phosphorus (kg ha ⁻¹)		Available Potassium (kg ha ⁻¹)		Available Zinc (mg kg ⁻¹)	
	0-15 cm	15-30 cm	0-15 cm	15-30 cm	0-15 cm	15-30 cm	0-15 cm	15-30 cm
[Absolute control]	256.6	216.4	11.03	10.69	184.2	181.22	0.298	0.304
[NPK @ 0% + Zn @ 0% + vc @ 50%]	266.3	220.2	11.56	11.02	187.3	184.30	0.340	0.344
[NPK @ 0% + Zn @ 0% + vc @ 100%]	269.2	222.4	12.52	11.86	190.6	187.63	0.364	0.368
[NPK @ 50% + Zn @ 50% + vc @ 0%]	286.7	232.7	12.99	12.02	193.4	192.45	0.324	0.328
[NPK @ 50% + Zn @ 50% + vc @50%]	291.2	237.4	13.43	13.11	197.8	196.84	0.338	0.341
[NPK @ 50% + Zn @ 50% + vc @ 100%]	294.5	240.5	14.12	13.78	202.7	199.75	0.346	0.351
[NPK @ 100% + Zn @ 100% + vc @0%]	307.2	258.7	14.62	14.22	205.4	203.46	0.320	0.325
[NPK @ 100% + Zn @ 100% + vc @50%]	304.5	271.2	15.33	14.84	207.6	204.64	0.332	0.337
[NPK @ 100% + Zn @ 100% + vc @ 100%]	313.7	284.1	16.25	15.32	209.7	206.78	0.353	0.359
F-Test	S	S	S	S	S	S	S	S
S.Ed. (±)	2.18	1.80	1.10	0.68	1.75	1.41	0.12	0.15
C.D. at 0.5%	4.42	3.62	2.23	1.40	3.28	1.85	0.27	0.32

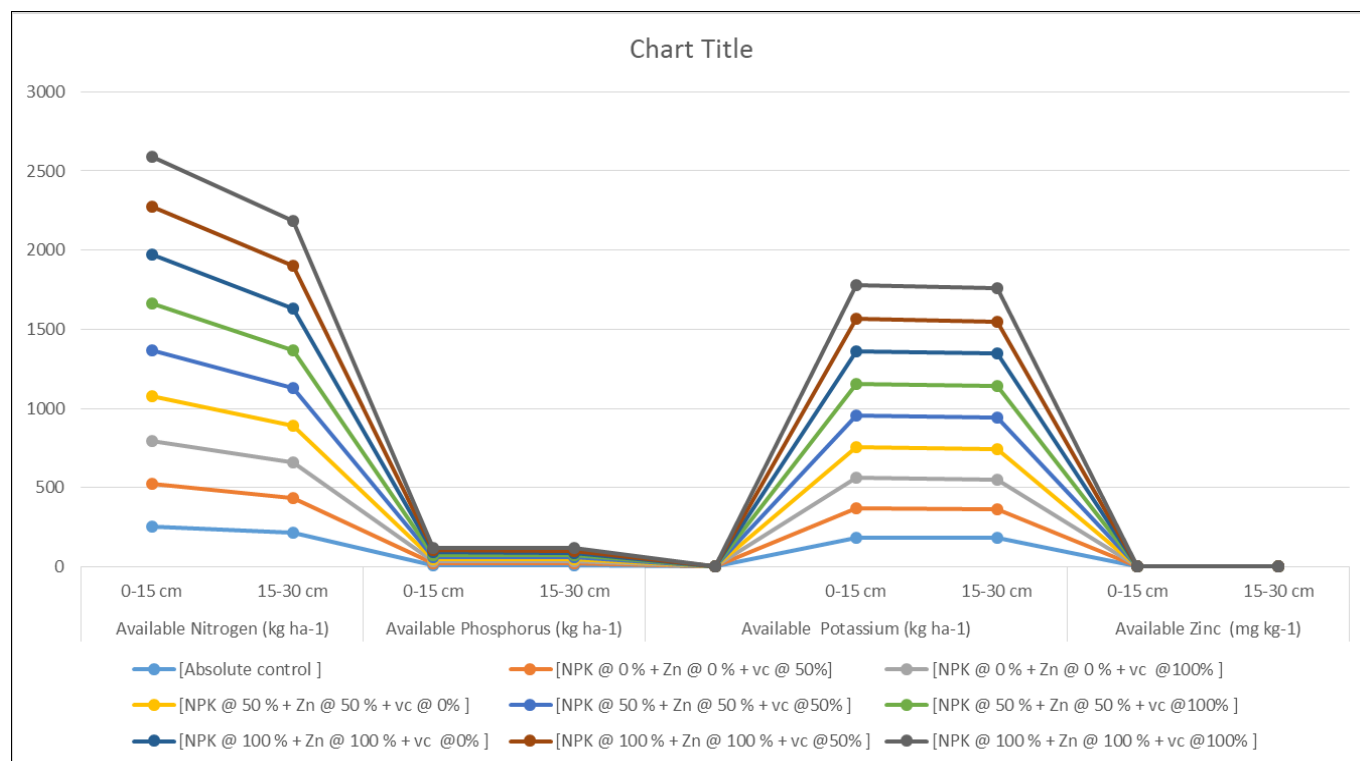


Fig 3: Effect of different level of NPK, Zinc and Vermicompost on soil chemical properties

Conclusion

According to the trial, the fertilizers [Urea (46% N), + SSP (16% P_2O_5), + MOP (60% K_2O), + $ZnSO_4$ (36.5% Zn)] used at different levels of NPK and Zn from different sources produced the best results in treatment T_9 (NPK @ 100% + Zn @ 100% + Vermicompost @ 100%), which was followed by treatment T_8 . In T_9 , the soil health parameters retained the appropriate soil properties. Therefore, for increased farm revenue and sustainable agriculture, it might be advised that farmers receive the finest combination treatment (T_9).

Acknowledgement

I am grateful for ever-inspiring guidance, constant encouragement, keen interest and scholarly comments and constructive suggestions throughout the course of my studies and investigation from head of the department and staff, department of soil science and agricultural chemistry, Sam Higginbottom University of Agriculture, Technology and Sciences, Prayagraj, Uttar Pradesh.

References

1. Azadi E, Rafiee M, Hadis N. The effect of different nitrogen levels on seed yield and morphological characteristic of mungbean in the climate condition of Khorramabad. *Ann Biol Res*. 2013;4:51-5.
2. Balasubramanian. Role of phosphorus on the interaction of vesicular arbuscular mycorrhiza (*Glomus mosseae*) and root-knot nematode (*Meloidogyne incognita*) on white maize (*Vigna mungo*). *Indian J Nematol*. 1999;29:105-8.
3. Bameri M, Abdolshahi R, Mohamadi NG, Yousefi K, Abatabaie SM. Effect of different microelement treatments on white maize (*Zea mays* L.) growth and yield. *Int Res J Appl Basic Sci*. 2012;3:219-23.
4. Bhattacharya VP, Mani AK, Thilagvathi T. Effect of sources and levels of phosphorus and P solubilizers on yield and nutrient uptake in rainfed green gram. *Ann Arid Zone*. 2004;40:43-8.
5. Chandrakar K, Verma SK, Dubey S, Kesari R. Yield gap analysis of white maize through front line demonstration under rainfed condition. *Int J Chem Stud*. 2018;6:3173-3176.
6. Chaudhary S, Singh H, Singh S, Singh V. Zinc requirement of white maize (*Zea mays* L.) - wheat (*Triticum aestivum*) crop sequence in alluvial soil. *Indian J Agron*. 2014;59:48-52.
7. Dangi A, Kumar S, Singh S, Omkar, Singh BP. Effect of phosphorus and sulphur fertilization on productivity and nutrient uptake of white maize. *Ann Agric Res New Ser*. 2020;35:54-57.
8. Fisher RA. Statistical methods and scientific induction. *J R Stat Soc S*. 1960;17:69-78.
9. Gangwar A, Jadhav TA, Sarvade S. Productivity, nutrient removal and quality of urd bean varieties planted on different dates. *Bioinfole*. 2013;10(1A):139-42.
10. Ghosh K, Swaroop N, Thomas T, Jadhav R. Soil physico-chemical properties as influenced by combined use of NPK and zinc at varying levels under white maize (*Zea mays* L.) cultivation in an ineptisol of Prayagraj, Uttar Pradesh, India. *Int J Plant Soil Sci*. 2022;34:1172-82.
11. Habib A, Ali A, Akhtar J, Yasin M. Effects of phosphorus in combination with rhizobium inoculation on growth and yield parameters of white maize (*Zea mays* L.). *Crop Environ*. 2018;1:53-56.
12. Hafeez Z, Khanif YM. Role of zinc in plant nutrition-A Review. *Am J Exp Agric*. 2013;3:374-391.
13. Hussain M, Tahir M, Majeed MA. Effect of zinc sulphate as soil application and seed treatment on white maize (*Zea mays* L.). *Pak J Life Soc Sci*. 2022;12:87-91.
14. Jackson ML. Soil chemical analysis. Prentice Hall of India Ltd. New Delhi; c1958. p. 219-221.
15. Javeed A, Gupta M, Gupta V. Effect of graded levels of NPK on growth, yield and quality of white maize under subtropical conditions. *SSARC Int J Manag*. 2017;3(1):1-8.
16. Jha DP, Sharma SK, Amarawat T. Effect of organic and

- inorganic sources of nutrients on yield and economics of white maize (*Vigna mungo*) grown during Kharif. Agric Sci. 2015;35(3):224-228.
17. Kumar J, Sharma P, Meena S. Physico-chemical properties of the soil, under the two forest plantation stands around Varanasi (U.P.), India; c2008.
 18. Lindsay WL, Norvell WA. Development of DTPA soil test for zinc, iron, manganese and copper. Soil Sci Soc Am J. 1978;42(3):421-428.
 19. Meena BL, Ram B. Integrated Nutrient Management in white maize under Rainfed Condition. Int J Recent Sci Res. 2016;7(10):13875-13894.
 20. Muthuvel P, Udayasoorian C, Natesan R, Ramaswamy PP. Introduction to soil analysis. Coimbatore: Tamil Nadu Agricultural University; c1992.
 21. Olsen SR, Cole CV, Watanabe FS, Dean LA. Estimation of available phosphorus in soils by extraction with sodium bicarbonate (NaHCO₃). Dairy Australia [Circular]. 1954;939:1-19.
 22. Pathariya P, Dwivedi BS, Dwivedi AK, Thakur RK, Singh M, Sarvade S. Potassium balance under soybean–wheat cropping system in a 44-year old long term fertilizer experiment on a vertisol. Commun Soil Sci Plant Anal. 2022;53:214-26.
 23. Rao S, Tilak. A Biochemical Methods for Agricultural Sciences. New Delhi: Wiley Eastern Limited; c1977. p. 26-27.
 24. Sarvade S, Gautam DS, Upadhyay VB, Sahu RK, Shrivastava AK, Kaushal R *et al.* Agroforestry and soil health: an overview. J Int Dev, I, Agroforestry for Climate Resilience and Rural Livelihood. Jodhpur, India: Scientific Publishers India; c2019. p. 275-297.
 25. Sharma SN, Prasad R, Shivay YS, Dwivedi MK, Kumar S, Kumar D. Effect of rates and sources of phosphorus on productivity and economics of white maize as influenced by crop-residue incorporation. Indian J Agron. 2009;54:42-46.
 26. Subbiah BV, Asijja EC. A rapid procedure for estimation of available nitrogen in soil. Curr Sci. 1956;25:259-260.
 27. Thakur RK, Bisen NK, Shrivastava AK, Rai SK, Sarvade S. Impact of integrated nutrient management on crop productivity and soil fertility under rice (*Oryza sativa*)-chickpea (*Cicer arietinum*) cropping system in Chhattisgarh plain agro-climatic zone. Indian J Agron. 2023;68:9-13.
 28. Toth SJ, Prince AL. Estimation of cation exchange capacity and exchangeable Ca, K and Na content of soil by flame photometer technique. Soil Sci. 1949;67:439-46.
 29. Tripathi HC, Pathak RK, Kumar A, Dimree S. Effect of sulphur and zinc on yield attributes, yield and nutrient uptake in white maize (*Zea mays* L.). Ann Plant Soil Res. 2011;13:134-6.
 30. Walkley A, Black IA. Estimation of soil organic carbon by the chromic acid titration method. Soil Sci. 1947;47:29-38.
 31. Wilcox LV. Electrical conductivity. Water Works Assoc. 1950;42:775-776.